




# Community Meeting Workbook







**Social**



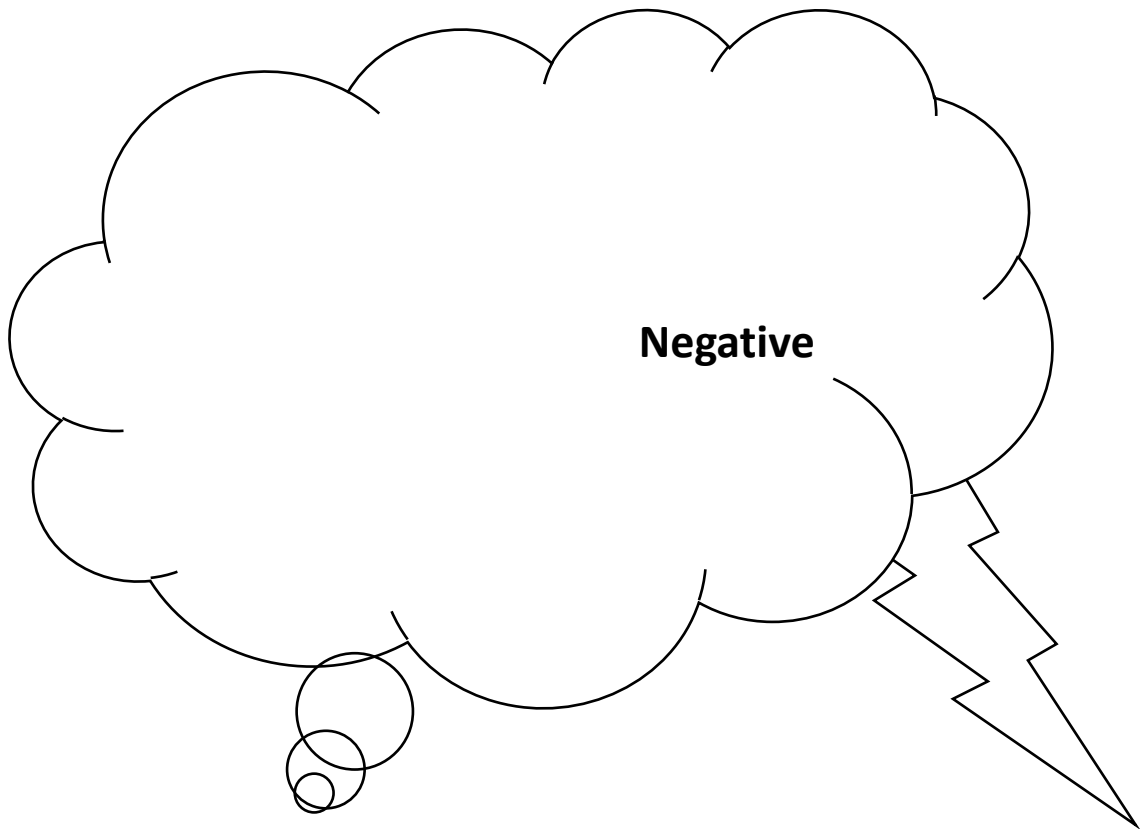

**Environment**



**Economic**



**Housing**



What is your perception of alleys? What do you think of when you hear the word alley?

A large, empty rectangular box with a thin black border, occupying the left half of the page. It is intended for a student to draw or describe their idea for an alley space.A large, empty rectangular box with a thin black border, occupying the right half of the page. It is intended for a student to draw or describe their idea for an alley space.

**Design your idea alley space! What does it look like? What is it being used for (Example: Stormwater Management, Playground, Greener, Outdoor Eating)?**

**Strengths**

**Weaknesses**

**Opportunities**

**Threats**

**S.W.O.T. Analysis**

**Assess the alley's strengths, weaknesses, opportunities, and threats.**




**Spring**

**Summer**

**Fall/Autumn**

**Winter**

**Assess the alley during different seasons. Does the alleyway flood during the winter? Is it hot in the summer months? Evaluating the elements will provide a way of planning to mitigate seasonal damage.**



Indicate the type of land use around the alley using the letters below:

R=Residential  
C=Commercial  
I=Industrial  
V=Vacant Lot

M=Mixed  
O<sub>5</sub>=Offices  
F=Food/Restaurant

Time:

Date:

If safe, walk your alley at night and mark where there are lighting issues or lights that shine in all directions.





Speed limit sign



Speed Hump/Bump



Animal/Human  
Waste



Trash



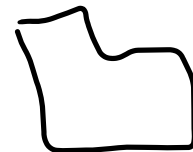
Sharp Objects and  
Glass



Bad Oder



Standing Water



Illegal Dumping

Using the examples above draw where there are hazards or safety features in the alley.



**Cracks**



**Alligator Skin Cracks**



**Potholes**

Draw using the key above, where there is surface damage in the alley.